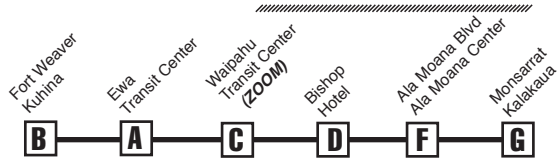


Route E - Ewa Beach - Waikiki Effective 12/4/11 ZOOM* 6:00 A.M. - 6:00 P.M.

Weekday: Eastbound to Waikiki

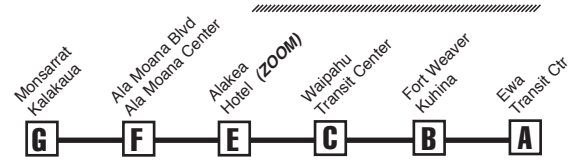
Weekday: Westbound to Ewa Beach

ZOOM



410a	417a	437a	502a	510a	520a
433a	440a	500a	525a	533a	543a
502a	509a	529a	554a	602a	612a
531a	538a	558a	623a	631a	643a
608a	615a	635a	708a	717a	728a
633a	640a	705a	740a	750a	801a
653a	700a	727a	802a	812a	823a
719a	726a	755a	830a	840a	852a
751a	758a	827a	902a	912a	924a
826a	833a	900a	932a	942a	954a
859a	906a	931a	1001a	1011a	1023a
932a	939a	1004a	1034a	1044a	1056a
1005a	1012a	1037a	1107a	1117a	1129a
1036a	1043a	1108a	1138a	1148a	1200p
1106a	1113a	1138a	1208p	1218p	1230p
1135a	1142a	1207p	1237p	1247p	1259p
.....	1213p	1238p	108p	118p	130p
.....	1243p	108p	138p	148p	200p
.....	113p	138p	208p	218p	230p
.....	141p	206p	236p	246p	258p
.....	211p	236p	306p	316p	328p
.....	247p	312p	342p	352p	406p
.....	317p	342p	416p	426p	439p
.....	358p	419p	452p	502p	515p
.....	428p	449p	522p	532p	545p
.....	458p	519p	552p	602p	615p
.....	528p	549p	622p	632p	645p
.....	559p	620p	653p	703p	716p
.....	629p	650p	721p	730p	742p
.....	702p	723p	748p	757p	809p
.....	733p	754p	819p	828p	840p
.....	804p	825p	850p	859p	911p
.....	844p	905p	930p	937p	949p
.....	929p	950p	1015p	1022p	1032p

ZOOM



419a	436a	443a	508a	531a
456a	513a	520a	545a	601a
524a	541a	548a	615a	633a
551a	608a	615a	645a	704a
620a	637a	645a	715a	740a
700a	720a	730a	800a	825a
730a	750a	800a	830a	855a
800a	820a	830a	900a	931a
830a	850a	900a	930a	1001a
857a	920a	930a	1000a	1031a
927a	950a	1000a	1030a	1101a
957a	1020a	1030a	1100a	1131a
1027a	1050a	1100a	1130a	1153a	1200p
1056a	1119a	1129a	1200p	1223p	1230p
1122a	1146a	1159a	1230p	1253p	100p
1153a	1217p	1230p	100p	123p	130p
1226p	1250p	100p	130p	153p	200p
1257p	120p	130p	200p	223p	230p
127p	150p	200p	230p	253p	300p
212p	235p	245p	315p	338p	345p
242p	305p	315p	345p	408p	415p
306p	329p	339p	415p	438p	445p
329p	352p	404p	445p	508p	515p
357p	420p	434p	515p	538p	545p
427p	450p	504p	545p	608p	615p
457p	520p	534p	615p	638p	645p
529p	552p	604p	645p	705p	712p
609p	629p	639p	715p	735p	742p
651p	711p	720p	745p	805p	812p
721p	741p	750p	815p	835p	842p
806p	826p	835p	900p	918p	925p
851p	911p	920p	945p	1003p	1010p
921p	941p	950p	1015p	1033p	1040p
1008p	1026p	1035p	1100p	1118p	1125p

Route E Destination Signs

Westbound:

E COUNTRYEXPRESS! EWA BEACH

Eastbound:

E COUNTRYEXPRESS! WAIKIKI

Note: State Holiday operation for Martin Luther King Jr. Day, Kuhio Day, Good Friday, Kamehameha Day and Admission Day holidays

ZOOM*

Zoom allows some bus routes at designated times of the day to run early from a specified timepoint, called a **Zoom Point**. From the **zoom point** on, the bus will service all designated Route E bus stops along the route, transporting our passengers as safely, quickly and efficiently as possible. **Zoom** rules will only apply between **6:00 a.m. and 6:00 p.m.**

Route E - Ewa Beach - Waikiki Effective 12/4/11 ZOOM* 6:00 A.M. - 6:00 P.M.

Saturday: Eastbound to Waikiki

Saturday: Westbound to Ewa Beach

Z O O M					
Fort Weaver Kuhina	Ewa Transit Center	Waipahu Transit Center (ZOOM)	Bishop Hotel	Ala Moana Blvd Ala Moana Center	Monsieirat Kalakaua
B	A	C	D	F	G
408a	415a	434a	459a	507a	519a
438a	445a	504a	529a	537a	549a
506a	513a	532a	557a	605a	616a
529a	536a	555a	620a	629a	640a
549a	556a	615a	640a	649a	700a
610a	617a	642a	707a	716a	728a
645a	652a	718a	744a	753a	805a
704a	711a	737a	803a	812a	824a
729a	736a	802a	828a	837a	849a
759a	806a	832a	858a	907a	921a
829a	836a	902a	928a	937a	951a
900a	907a	932a	958a	1007a	1021a
930a	937a	1002a	1028a	1037a	1051a
1000a	1007a	1032a	1058a	1108a	1122a
1030a	1037a	1102a	1128a	1138a	1152a
1100a	1107a	1132a	1158a	1208p	1222p
1130a	1137a	1202p	1228p	1238p	1252p
1200p	1207p	1232p	1258p	108p	122p
.....	1250p	115p	141p	151p	205p
.....	120p	145p	211p	221p	235p
.....	150p	215p	241p	251p	305p
.....	220p	245p	311p	321p	336p
.....	250p	315p	341p	351p	406p
.....	320p	345p	411p	421p	436p
.....	350p	415p	441p	451p	506p
.....	420p	445p	511p	521p	536p
.....	450p	515p	541p	551p	606p
.....	520p	545p	610p	619p	633p
.....	552p	614p	638p	647p	701p
.....	624p	645p	709p	718p	732p
.....	654p	715p	739p	748p	802p
.....	724p	745p	809p	818p	832p
.....	754p	815p	839p	847p	901p
.....	824p	845p	909p	916p	930p
.....	854p	915p	939p	946p	1000p
.....	934p	955p	1019p	1026p	1040p

Z O O M					
Monsieirat Kalakaua	Ala Moana Blvd Ala Moana Center	Alakea Hotel (ZOOM)	Waipahu Transit Center	Fort Weaver Kuhina	Ewa Transit Ctr
G	F	E	C	B	A
420a	435a	442a	505a	526a
500a	515a	522a	545a	607a
529a	544a	551a	615a	638a
554a	613a	620a	645a	707a
622a	643a	650a	715a	735a
649a	712a	720a	745a	805a
718a	742a	750a	815a	835a
748a	812a	820a	845a	905a
818a	842a	850a	915a	935a
848a	911a	919a	945a	1005a
918a	940a	949a	1015a	1035a
947a	1010a	1019a	1045a	1105a
1017a	1040a	1049a	1115a	1135a
1046a	1109a	1119a	1145a	1205p	1211p
1116a	1139a	1149a	1215p	1235p	1241p
1146a	1209p	1219p	1245p	105p	111p
1216p	1239p	1249p	115p	135p	141p
1246p	109p	119p	145p	205p	211p
116p	139p	149p	215p	235p	241p
146p	209p	219p	245p	305p	311p
217p	240p	250p	315p	335p	341p
248p	311p	320p	345p	405p	411p
319p	341p	350p	415p	435p	441p
349p	411p	420p	445p	505p	511p
419p	441p	450p	515p	535p	541p
449p	511p	520p	545p	605p	611p
519p	541p	550p	615p	633p	639p
549p	610p	620p	645p	703p	709p
620p	640p	650p	715p	733p	739p
650p	710p	720p	745p	803p	809p
720p	740p	750p	815p	833p	839p
809p	829p	839p	904p	922p	928p
850p	910p	920p	945p	1003p	1009p
920p	940p	950p	1015p	1033p	1039p

Route E Destination Signs

Westbound:
E COUNTRYEXPRESS! EWA BEACH
Eastbound:
E COUNTRYEXPRESS! WAIKIKI

Note: State Holiday operation for Martin Luther King Jr. Day, Kuhio Day, Good Friday, Kamehameha Day and Admission Day holidays

ZOOM*

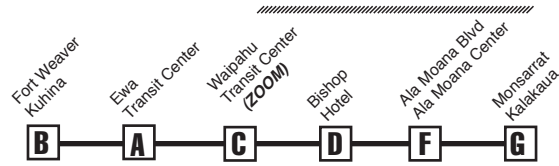
Zoom allows some bus routes at designated times of the day to run early from a specified timepoint, called a **Zoom Point**. From the **zoom point** on, the bus will service all designated Route E bus stops along the route, transporting our passengers as safely, quickly and efficiently as possible. **Zoom** rules will only apply between **6:00 a.m. and 6:00 p.m.**

Route E - Ewa Beach - Waikiki Effective 12/4/11 ZOOM* 6:00 A.M. - 6:00 P.M.

Sunday: Eastbound to Waikiki

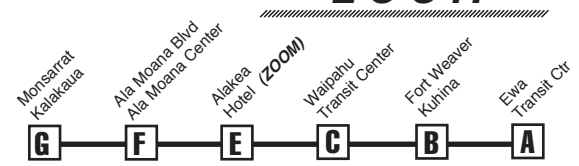
Sunday: Westbound to Ewa Beach

ZOOM



438a	444a	505a	530a	537a	547a
507a	513a	534a	559a	607a	618a
536a	542a	604a	629a	637a	648a
610a	616a	641a	706a	714a	726a
638a	644a	709a	734a	742a	754a
715a	721a	745a	810a	818a	830a
745a	751a	815a	840a	848a	900a
815a	821a	845a	910a	920a	934a
835a	841a	906a	931a	941a	955a
900a	906a	933a	958a	1008a	1022a
930a	936a	1003a	1028a	1038a	1052a
1000a	1006a	1033a	1058a	1108a	1122a
1030a	1036a	1103a	1128a	1138a	1152a
1100a	1106a	1133a	1158a	1208p	1222p
1129a	1135a	1202p	1227p	1237p	1251p
1159a	1205p	1232p	1257p	107p	121p
.....	1236p	103p	128p	138p	152p
.....	107p	134p	159p	209p	223p
.....	138p	205p	230p	240p	254p
.....	208p	235p	300p	310p	325p
.....	238p	305p	330p	340p	355p
.....	308p	334p	359p	409p	424p
.....	338p	404p	429p	439p	454p
.....	408p	434p	459p	509p	524p
.....	438p	504p	529p	539p	554p
.....	459p	525p	550p	600p	614p
.....	529p	555p	621p	630p	644p
.....	600p	626p	652p	701p	715p
.....	641p	707p	732p	740p	752p
.....	715p	739p	804p	812p	824p
.....	745p	809p	834p	842p	854p
.....	815p	839p	904p	912p	924p
.....	845p	909p	934p	942p	954p
.....	930p	954p	1019p	1027p	1039p

ZOOM



521a	541a	549a	615a	635a
551a	611a	619a	645a	705a
622a	642a	650a	715a	734a
652a	712a	720a	745a	804a
722a	742a	750a	815a	834a
752a	812a	820a	845a	904a
822a	842a	850a	915a	934a
848a	910a	919a	945a	1005a
916a	939a	949a	1015a	1035a
946a	1009a	1019a	1045a	1105a
1016a	1039a	1049a	1115a	1135a
1046a	1109a	1119a	1145a	1205p	1212p
1116a	1139a	1149a	1215p	1235p	1242p
1146a	1209p	1219p	1245p	105p	112p
1216p	1239p	1249p	115p	135p	142p
1246p	109p	119p	145p	205p	212p
116p	139p	149p	215p	235p	242p
146p	209p	219p	245p	305p	312p
216p	239p	249p	315p	335p	342p
246p	309p	319p	345p	405p	412p
317p	339p	349p	415p	435p	442p
347p	409p	419p	445p	505p	512p
417p	439p	449p	515p	535p	542p
447p	509p	519p	545p	605p	612p
518p	540p	550p	615p	634p	641p
551p	612p	620p	645p	704p	711p
623p	643p	651p	716p	732p	739p
653p	713p	721p	746p	802p	809p
723p	743p	751p	816p	832p	839p
807p	827p	835p	900p	916p	923p
852p	912p	920p	945p	1001p	1008p
922p	942p	950p	1015p	1030p	1037p

Route E Destination Signs

Westbound:

E COUNTRYEXPRESS! EWA BEACH

Eastbound:

E COUNTRYEXPRESS! WAIKIKI

Note: State Holiday operation for Martin Luther King Jr. Day, Kuhio Day, Good Friday, Kamehameha Day and Admission Day holidays

ZOOM*

Zoom allows some bus routes at designated times of the day to run early from a specified timepoint, called a **Zoom Point**. From the **zoom point** on, the bus will service all designated Route E bus stops along the route, transporting our passengers as safely, quickly and efficiently as possible. **Zoom** rules will only apply between **6:00 a.m. and 6:00 p.m.**

Route E - Ewa Beach - Waikiki Effective 12/4/11 ZOOM* 6:00 A.M. - 6:00 P.M.

State Holiday: Eastbound to Waikiki

State Holiday: Westbound to Ewa Beach

ZOOM

Fort Weaver Kuhina	Ewa Transit Center	Waipahu Transit Center (ZOOM)	Bishop Hotel	Ala Moana Blvd Ala Moana Center	Monsarrat Kalakaua
B	A	C	D	F	G
414a	421a	441a	506a	514a	524a
436a	443a	503a	528a	536a	546a
502a	509a	529a	554a	602a	612a
530a	537a	557a	622a	630a	642a
608a	615a	635a	708a	717a	728a
632a	639a	703a	738a	748a	759a
657a	704a	732a	807a	817a	828a
729a	736a	805a	840a	850a	902a
800a	807a	836a	910a	920a	932a
832a	839a	905a	936a	946a	958a
900a	907a	932a	1002a	1012a	1024a
930a	937a	1002a	1032a	1042a	1054a
1000a	1007a	1032a	1102a	1112a	1124a
1030a	1037a	1102a	1132a	1142a	1154a
1100a	1107a	1132a	1202p	1212p	1224p
1125a	1132a	1157a	1227p	1237p	1249p
1200p	1207p	1232p	102p	112p	124p
.....	1237p	102p	132p	142p	154p
.....	108p	133p	203p	213p	225p
.....	138p	203p	233p	243p	255p
.....	155p	220p	250p	300p	312p
.....	234p	259p	329p	339p	352p
.....	241p	306p	336p	346p	400p
.....	315p	340p	413p	423p	436p
.....	348p	411p	444p	454p	507p
.....	421p	442p	515p	525p	538p
.....	452p	513p	546p	556p	609p
.....	522p	543p	616p	626p	639p
.....	553p	614p	647p	657p	710p
.....	624p	645p	717p	726p	738p
.....	655p	716p	741p	750p	802p
.....	725p	746p	811p	820p	832p
.....	759p	820p	845p	854p	906p
.....	828p	849p	914p	923p	935p
.....	853p	914p	939p	946p	958p
.....	942p	1003p	1028p	1035p	1045p

ZOOM

Monsarrat Kalakaua	Ala Moana Blvd Ala Moana Center	Alakea Hotel (ZOOM)	Waipahu Transit Center	Fort Weaver Kuhina	Ewa Transit Ctr
G	F	E	C	B	A
526a	543a	550a	615a	633a
555a	612a	620a	645a	704a
625a	642a	650a	715a	740a
649a	708a	718a	745a	810a
717a	737a	747a	815a	840a
747a	807a	817a	845a	912a
817a	837a	847a	915a	946a
846a	907a	917a	945a	1016a
914a	937a	947a	1015a	1046a
944a	1007a	1017a	1045a	1116a
1014a	1037a	1047a	1115a	1142a
1046a	1109a	1119a	1145a	1208p	1215p
1117a	1140a	1150a	1215p	1238p	1245p
1147a	1210p	1220p	1245p	108p	115p
1217p	1240p	1250p	115p	138p	145p
1247p	110p	120p	145p	208p	215p
100p	123p	133p	158p	221p	228p
147p	210p	220p	245p	308p	315p
217p	240p	250p	315p	338p	345p
247p	310p	320p	345p	408p	415p
307p	330p	340p	415p	438p	445p
329p	352p	404p	445p	508p	515p
357p	420p	434p	515p	538p	545p
427p	450p	504p	545p	608p	615p
457p	520p	534p	615p	638p	645p
529p	552p	604p	645p	705p	712p
625p	645p	654p	725p	745p	752p
651p	711p	720p	745p	805p	812p
721p	741p	750p	815p	835p	842p
811p	831p	840p	905p	923p	930p
851p	911p	920p	945p	1003p	1010p
921p	941p	950p	1015p	1033p	1040p
1008p	1026p	1035p	1100p	1118p	1125p

Route E Destination Signs

- Westbound:
 - E COUNTRYEXPRESS! EWA BEACH
- Eastbound:
 - E COUNTRYEXPRESS! WAIKIKI

Note: State Holiday operation for Martin Luther King Jr. Day, Kuhio Day, Good Friday, Kamehameha Day and Admission Day holidays

ZOOM*

Zoom allows some bus routes at designated times of the day to run early from a specified timepoint, called a **Zoom Point**. From the **zoom point** on, the bus will service all designated Route E bus stops along the route, transporting our passengers as safely, quickly and efficiently as possible. **Zoom** rules will only apply between **6:00 a.m. and 6:00 p.m.**